

## ZT505 LOOP POWER INDICATOR

### Introduction

Ztech's Digital Loop Powered indicator model ZT505 is designed to indicate process parameters like temperature, level, flow, pressure etc. as per the process requirement for various applications from any type of analog (4-20mA) output transmitter. It is designed to connect in series with 4/20mA current loop & display the value in engineering value. It can display the process value with the resolution of maximum 4 digits. The range is selectable from -1999 to 9999 scale with selectable decimal resolution. It can give square root extracted display also. It can be configured for 4-20mA & 20 – 4mA. It has programmable feature like low cut-off, filter against input variation. It comes in various enclosure options. They are very reliable, accurate employing the latest technology. They undergo stringent tests to assure quality performance.

### Features

Input	: 4 – 20mA
Voltage drop	: 3.9V at 20mA input.
Display	: 4 digit 12.5mm & 8mm size super bright red LED
Accuracy	: +/-0.1% for linear & +/-0.25% of span for non linear input
Power	: self powered from input
Ambient Temp	: -10 to 55 degc.
Humidity	: <95% RH non condensate
Weight	: 250 to 400 gms. (As per the model)
Enclosure	: ABS plastic molded, Weather proof, flame proof
Dimension	: 96(W) * 48(H) * 95(D) mm ,96(W) * 96(H) * 95(D) mm, 48(W) * 48(H) * 95(D) mm,
Mounting	: Pane, wall, Pipe mount

### Special Function (Optional)

Calibration/configuration can be done from front keys  
Square root & linear display mode field selectable.  
Available in card, panel, weather proof & flame proof enclosures  
4-20 and 20-4mA reversible  
Filter option for input signal variation is provided.  
Lo cut-off signal provided.

### Application

Flow  
Pressure  
Level  
Temperature



### Ordering Code

ZT505-XXXXXXXXXX (10 Digit Code)

**Option 1:Input Signal**  
0-4-20mA

**Option 2:Power**  
0 – Self Power

**Option 3:Digital Output**  
0 - None

**Option 4:Display Size**  
0 – 0.56" Display  
1 – 0.32" Display

**Option 5: Enclosure**  
0 – None (Only PCB)  
1 – Enclosure

**Option 6:Dimension**  
0-None  
1 – 96(W) \* 48(H) \* 95(D) mm (ABS Plastic Molded)  
2 – 96(W) \* 96(H) \* 95(D) mm (ABS Plastic Molded)  
3 – 48(W) \* 48(H) \* 95(D) mm (ABS Plastic Molded)  
4 – Weather proof (Wall Mounted)  
5 – Flame proof class IIA IIB 2" Pipe Mounted (Flame Proof)  
6– Special Enclosure

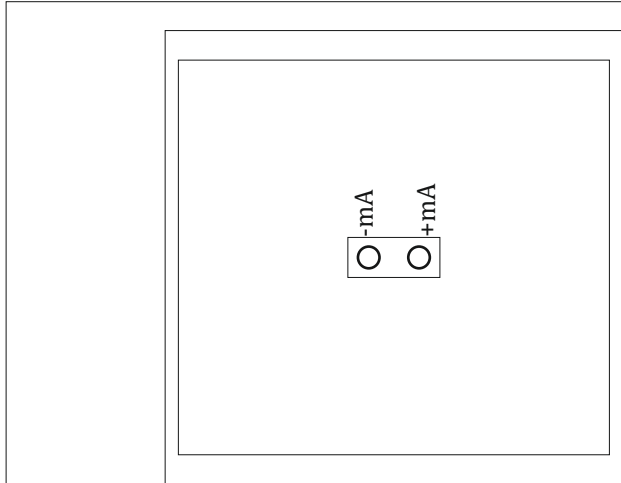
**Option 7:(X)**  
0 – None

**Option 8:(X)**  
0 – None

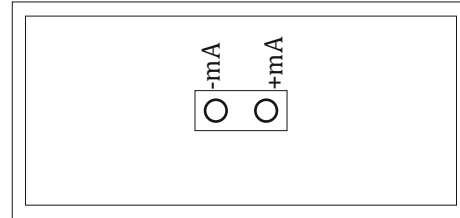
**Option 9:(X)**  
0 – None

**Option 10:(X)**  
0 – None


**Single Channel Indicator / Controller**  
**ZT501**



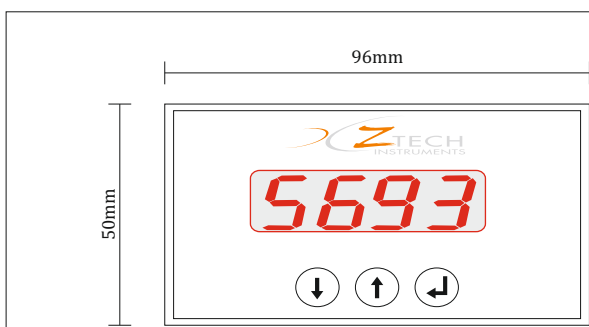
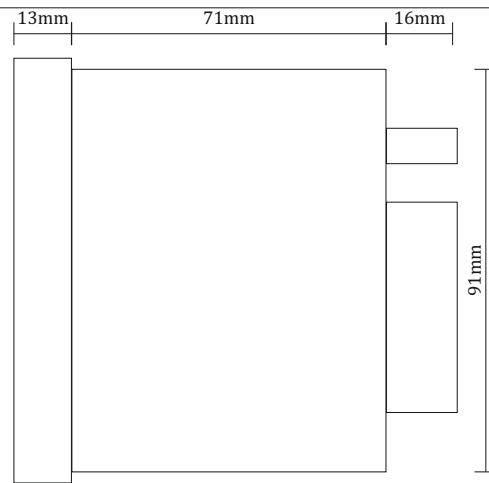
Terminal Details Size:96\*96



Dimensions Details: Size:96\*48



Dimensions Drawing: Size:96\*96



Dimensions Drawing: Size:96\*48

